

A
u
t
o
m
o
t
i
v
e

W
i
n
d
s
c
r
e
e
n

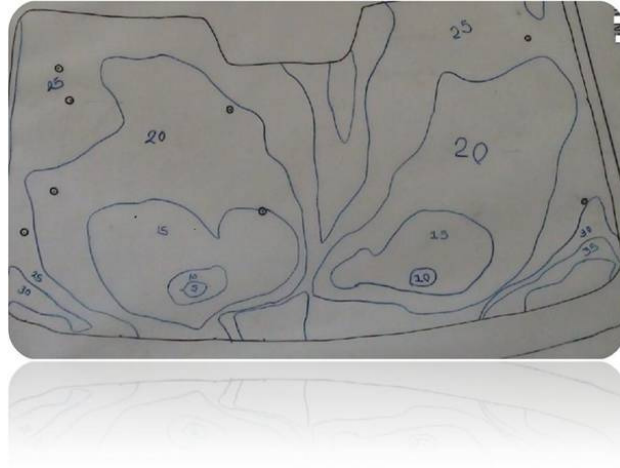
D
e
f
r
o
s
t

&

D
e
m
i
s
t

T
e
s
t

INNOVATIVE SOLUTION FOR WINDSCREEN DEFROST TESTING



Powered and Delivered by Equalize Solutions

Helping you Test with EaZe

Automotive Windscreen Defrost and Demist Testing

Under various Environment condition where a automobile will undergo results in formation of mist and frost which considerably reduces the driver's visibility, which is important for safety of the passenger. The Test ensures the good visibility under certain climatic conditions by providing demist and defrost systems for the windscreens.

Defrosted Area

'Defrosted area' means the area of the glazed surfaces having a dry surface or covered with melted or partially melted (wet) frost which can be removed from the outside face by the windscreen wipers.

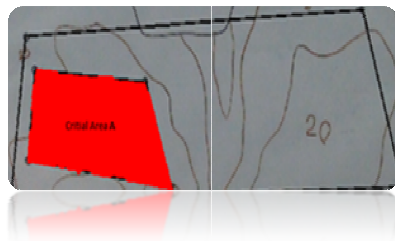
Federal Requirement for the safety

Every vehicle should have system for removing frost and ice from the glazed surfaces of the windscreen. The windscreen defrosting system should be effective enough to ensure adequate visibility through the windscreen in cold weather. The defrosting system should clear the critical area within the stipulate time to ensure visibility and in turn ensuring the safety

How EaZe helps you to Test?

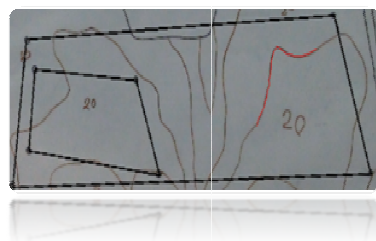
EaZe –Image helps by simplifying the testing procedure; The system calculates the time taken clear the critical area and the entire windscreen by tracing the curves. The system takes few seconds to give you the desired results which are very repeatable and error free.

Mark the Critical area



Mark the critical area which needs to be calculated for defrosting. In order to mark the critical area select the Starting point of the critical area and move the mouse over the area and curve will be traced automatically.

Trace the Curve



Trace the curves which come under the critical area by selecting the starting point of the curve and move mouse pointer over the curve and the curve will be traced automatically to analyze.

"We achieved 100% return on investment from EaZe Image in the first year itself and expect our return to be even greater in the coming years .EaZe Enabled our testing more efficient and Effective with zero errors"

ARAI, India

Dashboard

Dashboard

Select Critical Area	A	Current Curve Area	8.75 Sq MM
Area In Units	46.62 Sq MM	Current Curve Length	
Select Curve	20	Area In Units	8.75 Sq MM
% Cleared	19		

Dashboard helps user to see the results dynamically without generating the reports. User can even see the areas in the pictorial representation whenever any selection is being made.

Reports

From Date 01/05/2012

To Date 31/05/2012

Search By --Select One--

Search Text

Adobe Acrobat (*.pdf)
Microsoft Excel (*.xls)
Microsoft Excel Data Only (*.xls)
Microsoft Word (*.doc)
Rich Text Format (*.rtf)

Very robust reporting engine allows user to generate the reports in the following formats: Microsoft excel (.xls), Microsoft word (.doc), Rich text format (.rtf), Adobe Acrobat (.pdf)

User can query the previously performed test reports by passing different parameters like date parameter, name, company etc.

Key Benefits

- ✓ **Accurate and repeatable results:**
As most of the functionalities are automated and hence less manual errors which make EaZe-image tool very accurate and also pass repeatability tests.
- ✓ **Easy Deployment:**
As the application is packaged so well that entire application can be installed and made up and running within hours.
- ✓ **High ROI:**
EaZe-image tool reduces the testing time considerably resulting in high ROI

Experience EaZe-Image live

we will gladly assist you to show the demo and in two minutes you will know how the Software Eazes your testing.

Reach Us

by sending an email to

info@equalize.in

call us on

+91 80 26421201

Equalize Solutions

No 45, 1st Main , 3rd Cross,
Ittamadu BDA layout
BSK,Bangalore 560085,India;

Email: info@equalize.in